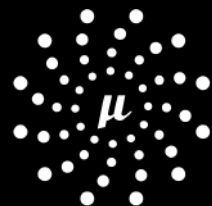


OBJECT COMPUTING
HOME TO MICRONAUT[®]

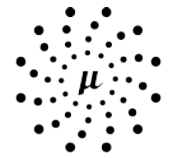
SPAs with Svelte and Micronaut

Mark Volkmann and Sergio del Amo



MICRONAUT[®]

© 2020, Object Computing, Inc. (OCI). All rights reserved. No part of these notes may be reproduced, stored in a retrieval system, or transmitted, in any form or by any means, electronic, mechanical, photocopying, recording, or otherwise, without the prior, written permission of Object Computing, Inc. (OCI)



OBJECT COMPUTING

HOME TO MICRONAUT™

Object Computing, Inc. (OCI)
12140 Woodcrest Exec. Dr., Ste. 300
Saint Louis, MO 63141 USA

© 2020 All Rights Reserved

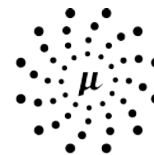
No part of this publication may be photocopied or reproduced in any form without written permission from OCI. Nor shall the OCI logo or copyright information be removed from this publication. No part of this publication may be stored in a retrieval system, transmitted by any means, recorded or otherwise, without written permission from OCI.

Limits of Liability and Disclaimer of Warranty

While every precaution has been taken in preparing this material, including research, development and testing, OCI assumes no responsibility for errors or omissions. No liability is assumed by OCI for any damages resulting from the use of this information.

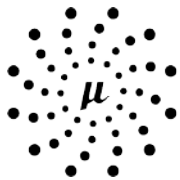
Agenda

- Introductions
- OAuth 2.0 OpenID Connect - Auth
- API Documentation
- API Versioning
- Svelte
- Q&A
- Resources



OBJECT COMPUTING

HOME TO MICRONAUT™



OBJECT COMPUTING

HOME TO MICRONAUT[®]

OAuth 2.0 OpenID Connect Authentication

© 2020, Object Computing, Inc. (OCI). All rights reserved. No part of these notes may be reproduced, stored in a retrieval system, or transmitted, in any form or by any means, electronic, mechanical, photocopying, recording, or otherwise, without the prior, written permission of Object Computing, Inc. (OCI)

Amazon Cognito

Amazon Cognito User Pools is a standards-based Identity Provider and supports identity and access management standards, such as Oauth 2.0, SAML 2.0, and OpenID Connect.



OBJECT COMPUTING

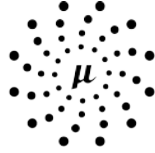
HOME TO MICRONAUT™



dashboard.clientabc.com



api.micronautdashboard.example



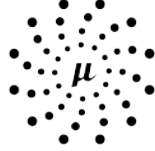
auth.micronautdashboard.example



dashboard.clientabc.com



api.micronautdashboard.example



auth.micronautdashboard.example

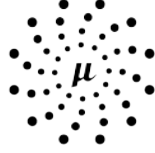


GET /api/dashboards -H X-API-Version: 1.0

dashboard.clientabc.com



api.micronautdashboard.example



auth.micronautdashboard.example



GET /api/dashboards -H X-API-Version: 1.0

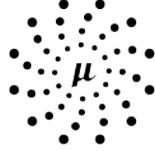


401

dashboard.clientabc.com



api.micronautdashboard.example



auth.micronautdashboard.example



GET /api/dashboards -H X-API-Version: 1.0



401

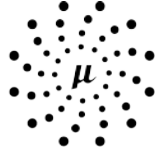


GET /oauth/login/cognito

dashboard.clientabc.com



api.micronautdashboard.example



auth.micronautdashboard.example



GET /api/dashboards -H X-API-Version: 1.0



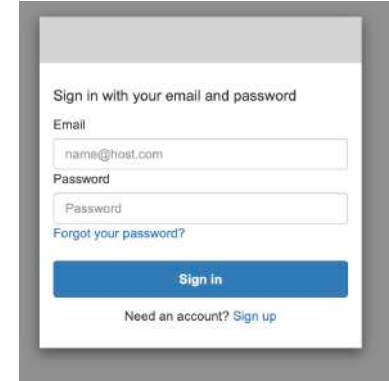
401



GET /oauth/login/cognito



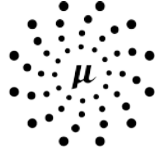
GET /login?scope=openid+email+profile&response_type=code&redirect_uri=...



dashboard.clientabc.com



api.micronautdashboard.example



auth.micronautdashboard.example



GET /api/dashboards -H X-API-Version: 1.0



401



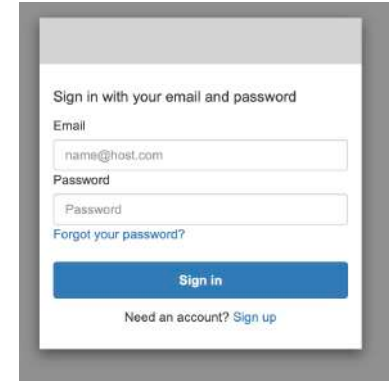
GET /oauth/login/cognito



GET /login?scope=openid+email+profile&response_type=code&redirect_uri=...



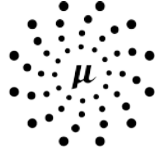
POST /oauth/callback/cognito



dashboard.clientabc.com



api.micronautdashboard.example



auth.micronautdashboard.example



→
GET /api/dashboards -H X-API-Version: 1.0

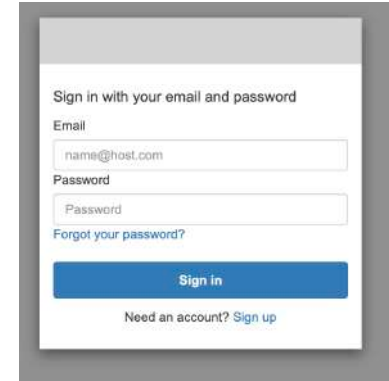
←
401

→
GET /oauth/login/cognito

→
GET /login?scope=openid+email+profile&response_type=code&redirect_uri=...

←
POST /oauth/callback/cognito

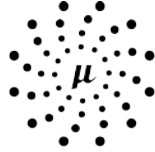
→
POST /oauth2/token



dashboard.clientabc.com



api.micronautdashboard.example



auth.micronautdashboard.example



→
GET /api/dashboards -H X-API-Version: 1.0

←
401

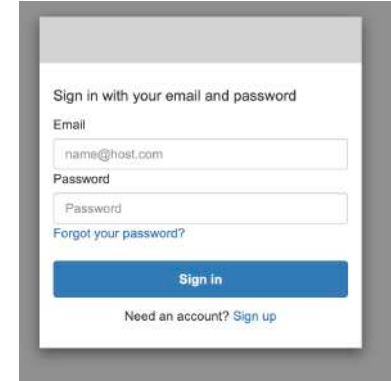
→
GET /oauth/login/cognito

→
GET /login?scope=openid+email+profile&response_type=code&redirect_uri=...

←
POST /oauth/callback/cognito

→
POST /oauth2/token

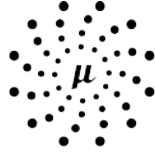
←
id_token=aaa.bbb.cc&access_token=xxx.yyy.zzz



dashboard.clientabc.com



api.micronautdashboard.example



auth.micronautdashboard.example



→
GET /api/dashboards -H X-API-Version: 1.0

←
401

→
GET /oauth/login/cognito

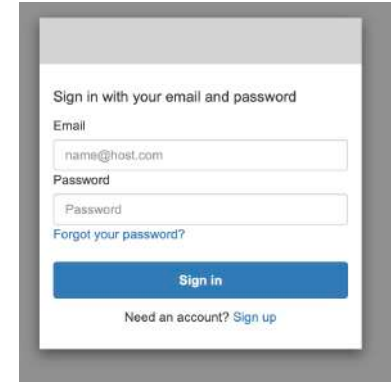
→
GET /login?scope=openid+email+profile&response_type=code&redirect_uri=...

←
POST /oauth/callback/cognito

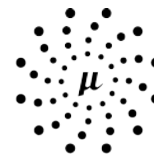
→
POST /oauth2/token

←
id_token=aaa.bbb.cc&access_token=xxx.yyy.zzz

←
GET /token?token=aaa.bbb.cc



Bearer Token

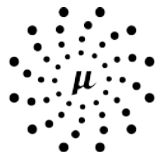


OBJECT COMPUTING
HOME TO MICRONAUT™

dashboard.clientabc.com



api.micronautdashboard.example



auth.micronautdashboard.example

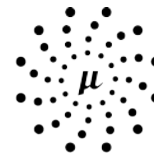


→
GET /api/dashboards

-H X-API-Version:1.0 -H Authorization:Bearer aaa.bbb.cc

←
200

OAuth 2.0 - OpenID Connect



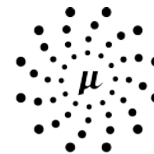
OBJECT COMPUTING

HOME TO MICRONAUT™

src/main/resources/application.yml

```
micronaut:  
  security:  
    authentication: idtoken  
  oauth2:  
    clients:  
      cognito:  
        client-id: '${OAUTH_CLIENT_ID}'  
        client-secret: '${OAUTH_CLIENT_SECRET}'  
        openid:  
          issuer: '${OAUTH_CLIENT_ISSUER}'
```


OAuth 2.0 - OpenID Connect



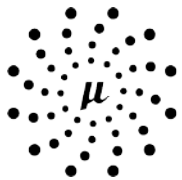
OBJECT COMPUTING

HOME TO MICRONAUT™

src/main/resources/application.yml

```
@Primary
@Singleton
public class CustomLoginHandler implements RedirectingLoginHandler {
    ...

    @Override
    public MutableHttpResponse<?> loginSuccess(UserDetails userDetails, HttpRequest<?> request) {
        Map<String, Object> attributes = userDetails.getAttributes(tokenConfiguration.getRolesName(), tokenConfiguration.getNameKey());
        if (attributes.containsKey(OpenIdUserDetailsMapper.OPENID_TOKEN_KEY)) {
            URI uri = UriBuilder.of(appConfiguration.getLoginRedirect())
                .queryParams(appConfiguration.getParamToken(), attributes.get(OpenIdUserDetailsMapper.OPENID_TOKEN_KEY))
                .build();
            return HttpResponse.seeOther(uri);
        }
        return HttpResponse.seeOther(URI.create(LoginFailedController.PATH));
    }
    ...
}
```



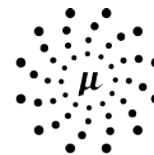
OBJECT COMPUTING

HOME TO MICRONAUT®



OPENAPI
INITIATIVE

© 2020, Object Computing, Inc. (OCI). All rights reserved. No part of these notes may be reproduced, stored in a retrieval system, or transmitted, in any form or by any means, electronic, mechanical, photocopying, recording, or otherwise, without the prior, written permission of Object Computing, Inc. (OCI)



OBJECT COMPUTING
HOME TO MICRONAUT™

API Documentation - Swagger UI

src/main/resources/application.yml

```
micronaut:  
  router:  
    static-resources:  
      swagger:  
        paths: classpath:META-INF/swagger  
        mapping: /swagger/**  
      swagger-ui:  
        paths: classpath:META-INF/swagger/views/swagger-ui  
        mapping: /swagger-ui/**
```

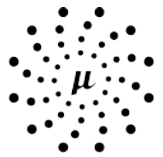
```
micronaut:  
  security:  
    intercept-url-map:  
      - pattern: /swagger/*  
        http-method: GET  
        access:  
          - isAnonymous()  
      - pattern: /swagger-ui/*  
        http-method: GET  
        access:  
          - isAnonymous()
```

openapi.properties

```
swagger-ui.enabled=true
```

build.gradle


```
dependencies {  
    annotationProcessor("io.micronaut.openapi:micronaut-openapi")  
    implementation("io.swagger.core.v3:swagger-annotations")  
    ...  
    ..  
    .  
}
```



OBJECT COMPUTING

HOME TO MICRONAUT™

```
@Operation(operationId = "api-values",
summary = "Slot's values",
description = "Return the slot's values identified by a label",
parameters = {
    @Parameter(in = ParameterIn.HEADER,
name = "X-API-Version",
description = "API version number",
example = "1.0"),
    @Parameter(in = ParameterIn.PATH,
name = "label",
required = true,
examples = {
        @ExampleObject(name = "label", value = "55"),
    },
description = "slot's label"
),
},
responses = {
    @ApiResponse(responseCode = "400",
description = "if slot found for the specified value"),
    @ApiResponse(responseCode = "200",
description = "A dataset detail",
content = @Content(
mediaType = "application/json",
schema = @Schema(implementation = ValuePage.class)
)
),
}
)
@SecurityRequirement(name = Application.COOKIE_AUTH)
@Version(ApiVersion.V1)
@Get("/values/{label}")
@Secured(SecurityRule.IS_AUTHENTICATED)
public HttpResponse<?> index(@PathVariable String label) {
```




OBJECT COMPUTING

HOME TO MICRONAUT™

GET /api/widgets

GET /loginfailed

GET /denied User access denied

GET /api/dashboards/{slug} dashboard's detail 

Return dashboard's information given a dashboard's slug

Parameters Try it out

Name	Description
X-API-Version <i>(header)</i>	API version number <i>Example</i> : 1.0
<input type="text" value="1.0"/>	
label * <i>required</i> <i>(path)</i>	slot's label <i>Examples</i> : <input type="text" value="label"/>
<input type="text" value="55"/>	

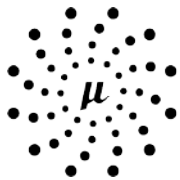
Responses

Code	Description	Links
200	dashboard information	No links

Media type

Controls Accept: header

Example Value | Schema



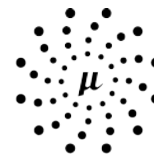
OBJECT COMPUTING

HOME TO MICRONAUT®

CORS

© 2020, Object Computing, Inc. (OCI). All rights reserved. No part of these notes may be reproduced, stored in a retrieval system, or transmitted, in any form or by any means, electronic, mechanical, photocopying, recording, or otherwise, without the prior, written permission of Object Computing, Inc. (OCI)

CORS - Cross Origin Resource Sharing



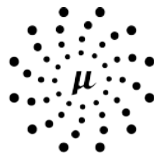
OBJECT COMPUTING

HOME TO MICRONAUT™

dashboard.clientabc.com



api.micronautdashboard.example

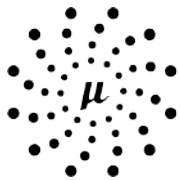


→
GET /api/dashboards -H Origin: dashboard.clientabc.com

←
Access-Control-Allow-Origin: *

src/main/resources/application.yml

```
micronaut:  
  server:  
    cors:  
      enabled: true
```



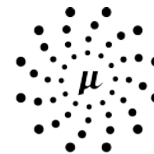
OBJECT COMPUTING

HOME TO MICRONAUT®

Versioning

© 2020, Object Computing, Inc. (OCI). All rights reserved. No part of these notes may be reproduced, stored in a retrieval system, or transmitted, in any form or by any means, electronic, mechanical, photocopying, recording, or otherwise, without the prior, written permission of Object Computing, Inc. (OCI)

Versioning



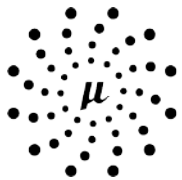
OBJECT COMPUTING

HOME TO MICRONAUT™

```
@Version(ApiVersion.V1)
@GetMapping("/dashboards/{slug}")
@Secured(SecurityRule.IS_AUTHENTICATED)
public Optional<Dashboard> index(@PathVariable String slug) {
    return dashboardFetcher.findBySlug(slug);
}
```

src/main/resources/application.yml

```
micronaut:
  router:
    versioning:
      enabled: true
```

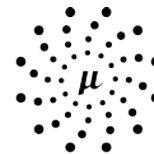


OBJECT COMPUTING

HOME TO MICRONAUT[®]



© 2020, Object Computing, Inc. (OCI). All rights reserved. No part of these notes may be reproduced, stored in a retrieval system, or transmitted, in any form or by any means, electronic, mechanical, photocopying, recording, or otherwise, without the prior, written permission of Object Computing, Inc. (OCI)

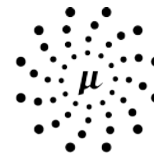


OBJECT COMPUTING
HOME TO MICRONAUT™

What is Svelte?

- Alternative to web frameworks like React, Vue, and Angular
- A web application **compiler**, not a runtime library
 - implemented in TypeScript
 - compiles **.svelte** files to a single Javascript file
 - no Svelte runtime dependencies
- Doesn't use a virtual DOM
- Develop by **Rich Harris**
 - formerly at “The Guardian”; currently at “The New York Times”
 - previously created **Ractive** web framework - <https://ractive.js.org/>
 - used at “The Guardian”
 - inspired parts of Vue
- created **Rollup** module bundler - <https://rollupjs.org/>
 - alternative to Webpack and Parcel





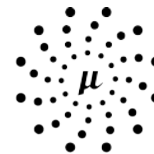
OBJECT COMPUTING

HOME TO MICRONAUT™

Top Svelte Features

- Requires less code
- Small bundle sizes
- File-based component definitions
- CSS scoped by default
- Clear place to put global CSS
 - `public/global.css`
- Two-way data bindings
 - between top-level variables and form elements or components
- Supports TypeScript
- Easy state management within components
 - using top-level variables and reactivity
 - using reactive statements - `$:`
- Easy state management across components
 - using stores which are an alternative to React Redux, Vue Vuex, and Angular NgRx
- Built-in support for animations
 - <https://www.youtube.com/watch?v=wMpKD0IDiHc>
- Can compile Svelte components to custom elements (web components)

Starting a New Svelte App



OBJECT COMPUTING

HOME TO MICRONAUT™

- Steps

- `npx degit sveltejs/template app-name`

- `cd app-name`

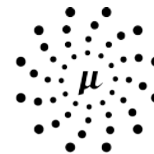
- `npm install`

- `npm run dev`

- Use same tools as for other kinds of web apps

- ESLint, Prettier, Jest, svelte-testing-library, Cypress, Storybook, ...





Svelte Component Source Files

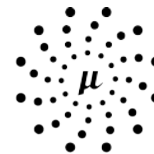
```
<script>
  // imports go here
  // prop declarations go here
</script>

<!-- HTML goes here, including
      interpolations and special block syntax. -->

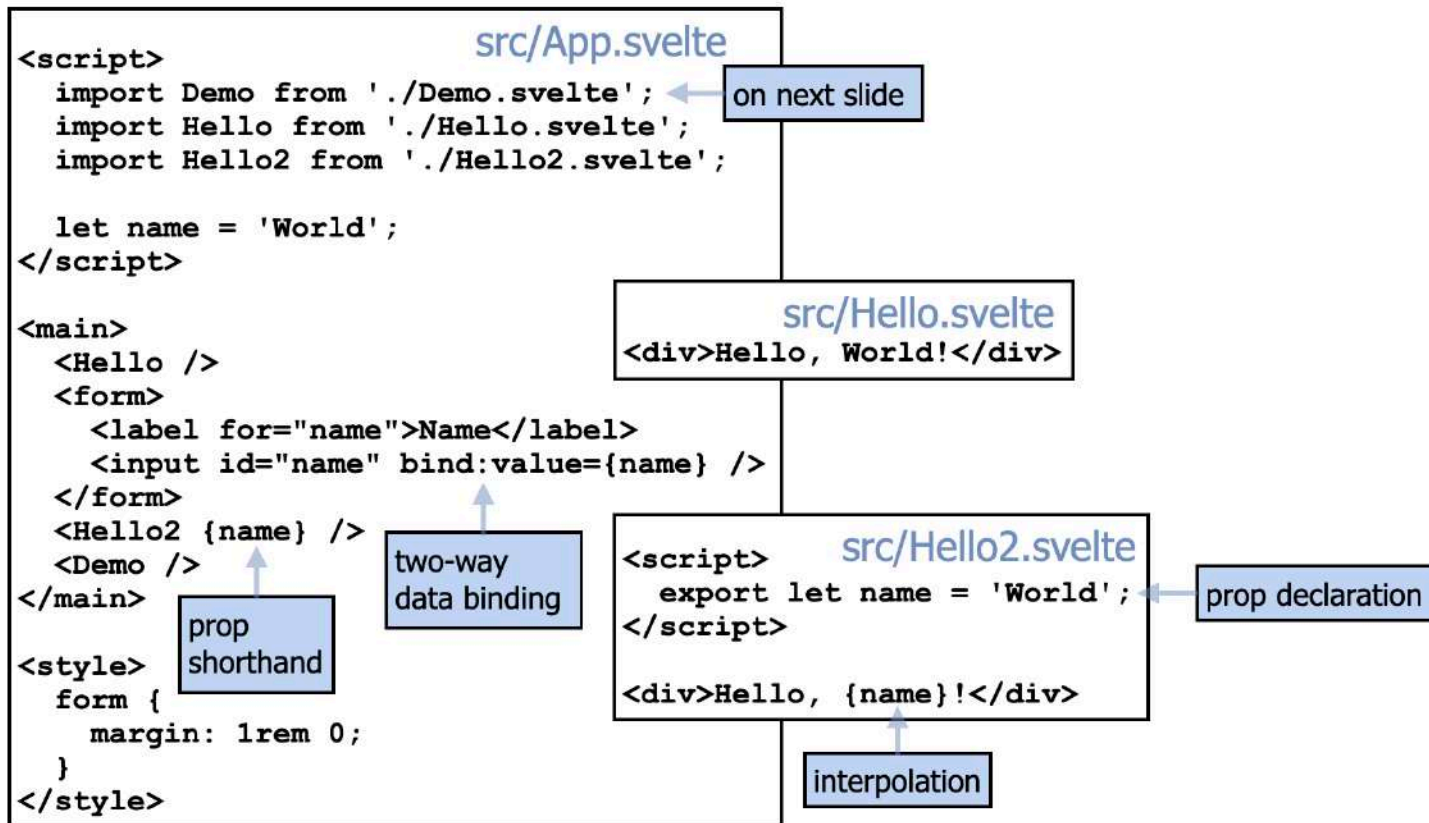
<style>
  /* CSS goes here */
</style>
```

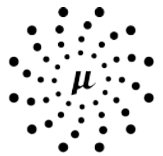
src/ComponentName.svelte

script and style
elements are optional



Example components





OBJECT COMPUTING

HOME TO MICRONAUT™

```
<script>
  let count = 0;
  $: tooMany = count >= 10;
</script>

<button class:danger={tooMany} on:click={() => count++}>
  Pressed {count} times
</button>
{#if tooMany}
  <p>You have pressed the button too many times!</p>
{/if}

<style>
  button {
    border: solid gray 1px;
    border-radius: 4px;
    margin-top: 1rem;
    padding: 0.5rem;
  }

  .danger {
    background-color: red;
    color: white;
  }
</style>
```

src/Demo.svelte

top-level variable

reactive statement

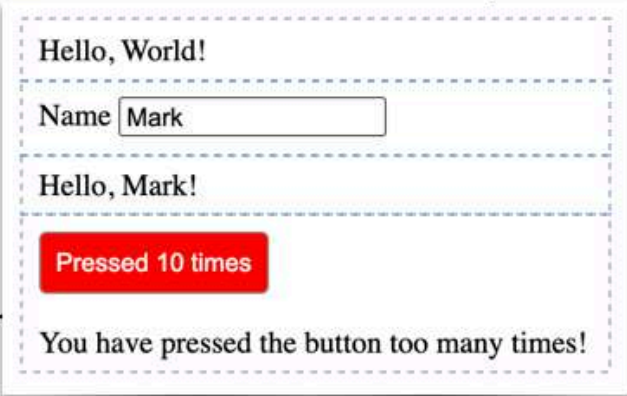
event handling

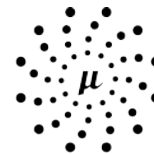
interpolation

Mustache-style markup

styles are scoped to this component

Top-level variables ARE the component state if used in HTML! When state changes, only the relevant parts of DOM are updated.





OBJECT COMPUTING

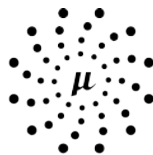
HOME TO MICRONAUT™

Svelte REPL

- Online tool for experimenting with Svelte
 - <https://svelte.dev/repl/>
 - don't need to install anything
 - can download apps to continue development locally
- Login to GitHub account to enable saving and recalling named apps
- Select from list of saved apps to recall them
- Share unique app URLs with others
- Loan Calculator
 - great example of using reactive declarations and two way bindings
 - see <https://tinyurl.com/svelte-loan> and the next slide










Svelte REPL



OBJECT COMPUTING

HOME TO MICRONAUT™

SVELTE Tutorial API Examples **REPL** Blog FAQ Sapper  

Loan     Mark Volkmann 

App.svelte +

```
1 <script>
2   let interestRate = 3;
3   let loanAmount = 200000;
4   let years = 30;
5   const MONTHS_PER_YEAR = 12;
6
7   $: months = years * MONTHS_PER_YEAR;
8   $: monthlyInterestRate = interestRate / 100 / MONTHS_PER_YEAR;
9   $: numerator = loanAmount * monthlyInterestRate;
10  $: denominator = 1 - (1 + monthlyInterestRate) ** -months;
11  $: payment =
12    !loanAmount || !years ? 0 :
13    interestRate ? numerator / denominator :
14    loanAmount / months;
15 </script>
16
17 <label for="loan">Loan Amount</label>
18 <input id="loan" type="number" bind:value={loanAmount} />
19
20 <label for="interest">Interest Rate</label>
21 <input id="interest" type="number" bind:value={interestRate} />
22
23 <label for="years">Years</label>
24 <input id="years" type="number" bind:value={years} />
25
26 <div>
27   Monthly Payment: ${payment.toFixed(2)}
```

Result JS output CSS output

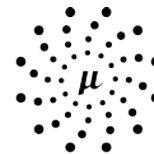
Loan Amount
200000

Interest Rate
3

Years
30

Monthly Payment: \$843.21

Console CLEAR



Kind of Stores

Our demo app doesn't use stores, but they are an important feature of Svelte and warrant some discussion.

• Writable

- only kind that can be modified by components
- methods
 - `set(newValue)`
 - `update(currentValue => newValue)`

calculates new value from current value

• Readable

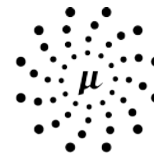
- handle computing their data, perhaps from a REST call
- components cannot modify

• Derived

- derive data from current values of other stores

• Custom

- must implement `subscribe` method
- can provide custom methods to update state and not expose `set` and `update` methods



Defining Writable Stores

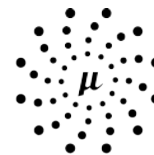
src/stores.js

```
import {writable} from 'svelte/store';  
export const dogStore = writable([]);
```

initial value

```
export const fancyStore = writable(  
  initialValue,  
  async set => {  
    // Called when subscriber count goes from 0 to 1.  
    // Compute initial value and pass to set function.  
    const res = await fetch('/some/url');  
    const data = await res.json();  
    set(data);  
  
    return () => {  
      // Called when subscriber count goes to 0.  
    }  
  }  
);
```

using optional second argument



Using Stores

- Option #1 - **subscribe** method - very verbose!
- Option #2 - **\$** auto-subscription shorthand - much better!
 - variables whose names begin with **\$** must be stores
 - automatically subscribes when first used and unsubscribes when removed from DOM

```
<script>
  import {onDestroy} from 'svelte';
  import {dogStore} from './stores.js';
  let dogs;
  const unsubscribe = dogStore.subscribe(value => dogs = value);
  onDestroy(unsubscribe);
</script>
```

uses **subscribe** method

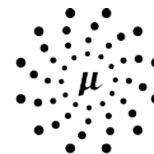
<!-- Use dogs in HTML. -->

```
<script>
  import {dogStore} from './stores.js';
</script>
```

uses auto-subscription

<!-- Use \$dogStore in HTML. -->

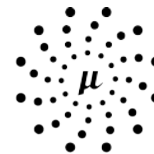
Related Tools



OBJECT COMPUTING
HOME TO MICRONAUT™

- **Svelte VS Code extension**
- **Sapper** - <https://sapper.svelte.dev/>
 - “application framework powered by Svelte”
 - similar to Next and Gatsby
 - provides routing, server-side rendering, code splitting, and building static sites
- **Svelte Native** - <https://svelte-native.technology/>
 - for implementing native mobile apps
 - based on NativeScript
 - community-driven project
- **Svelte Testing Library** - <https://testing-library.com/docs/svelte-testing-library/intro>
- **Storybook** with Svelte - <https://storybook.js.org/docs/guides/guide-svelte/>



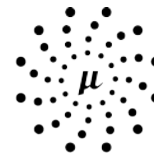


OBJECT COMPUTING
HOME TO MICRONAUT™

Svelte Resources

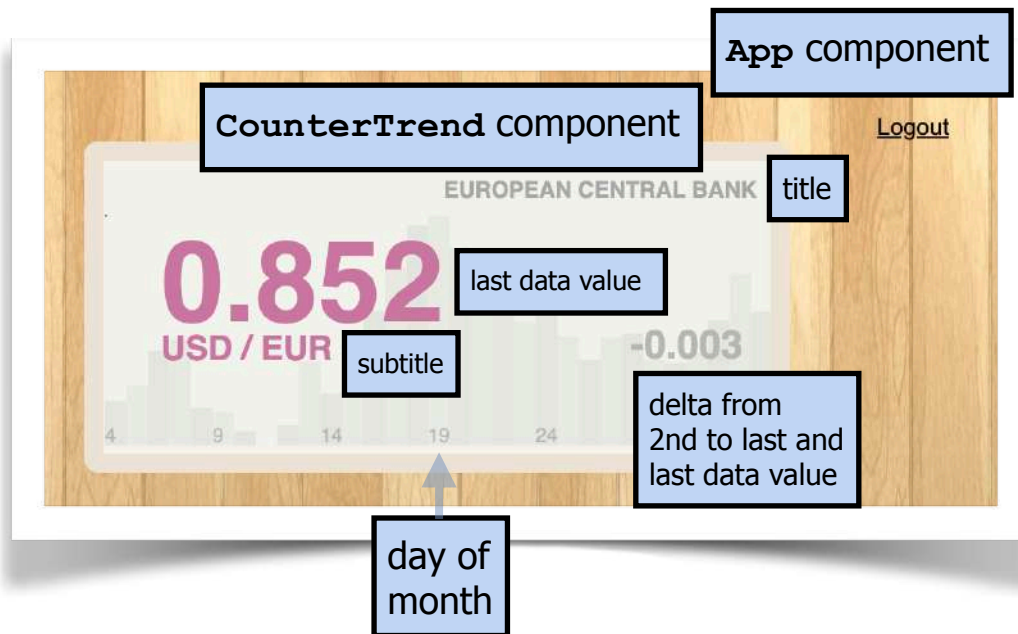
- **“Rethinking Reactivity” talk by Rich Harris**
 - delivered multiple times, most recently at “Shift Conference” June 20, 2019
 - explains issues with using virtual DOM (like React and Vue) and motivation for Svelte
- **Home page** - <https://svelte.dev>
 - contains **Tutorial**, **API Docs**, **Examples**, online **REPL**, **Blog**, and **Sapper** link
 - REPL is great for trying small amounts of Svelte code
 - REPL can save for sharing and submitting issues
- **Discord chat room** - <https://discordapp.com/invite/yy75DKs>
- **GitHub** - <https://github.com/sveltejs/svelte>
- **Awesome Svelte** - <https://github.com/CalvinWalzel/awesome-svelte>
- **Awesome Svelte Resources** - <https://github.com/ryanatkn/awesome-svelte-resources>

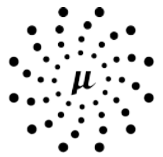




OBJECT COMPUTING

HOME TO MICRONAUT™



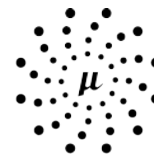


OBJECT COMPUTING

HOME TO MICRONAUT™

... Svelte and Micronaut Sample App

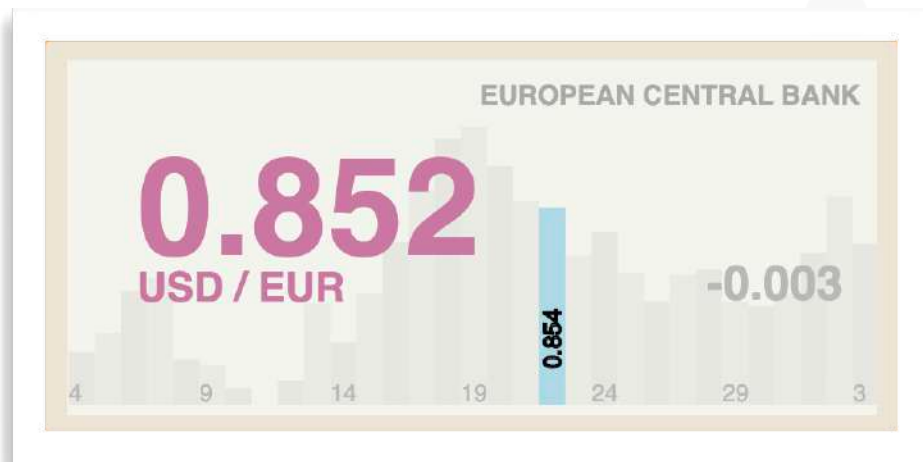
- Svelte app looks for token in query parameter or `sessionStorage`
- If no token, calls `/oauth/ogin/cognito` function
- If token, calls `loadData` function and passes data to `CounterTrend` component for rendering
- `loadData` function uses Fetch API to send HTTP requests to two REST services, both of which require `Authorization` header set to `"Bearer {token}"`
- Svelte `login` function just redirects to Cognito login URL
- After successful login, Cognito login page redirects back to Svelte app, including `token` query parameter
- Svelte app stores token in `sessionStorage`
- Svelte `logout` function removes token from `sessionStorage` and redirects to logout URL when renders login page again

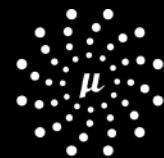


OBJECT COMPUTING
HOME TO MICRONAUT™

CounterTrend Component

- Uses SVG `<rect>` and `<text>` elements to create a bar chart
- Hover over a bar to see its value
- In this demo it is used to show the change in exchange rate between USD and Euros

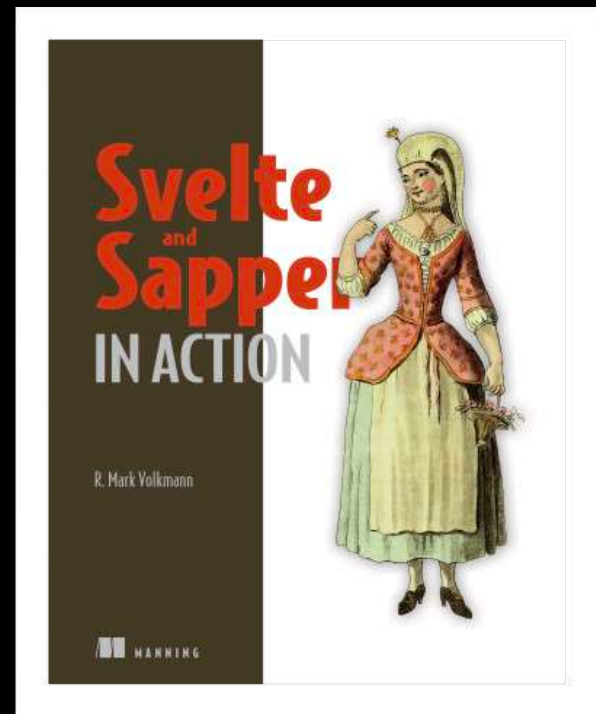


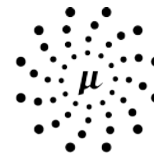


OBJECT COMPUTING

HOME TO MICRONAUT™

- **Svelte is a worthy alternative** to the current popular options of React, Vue, and Angular
- Check out my book, "Svelte and Sapper in Action"
 - <https://www.manning.com/books/svelte-and-sapper-in-action>





OBJECT COMPUTING

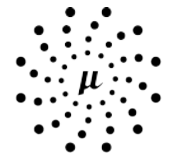
HOME TO MICRONAUT™

GRAILS® & GROOVY COMMUNITY RESOURCES

- [@grailsframework](#)
- [Grails.org](#)
- [github.com/grails](#)
- [Grails-slack.cfapps.io](#)
- [grails.org/blog/index.html](#)
- [grails.org/foundation](#)
- [objectcomputing.com/products/grails/solutions](#)
- [objectcomputing.com/products/grails](#)
- [@ApacheGroovy](#)
- [groovy-lang.org](#)
- [github.com/apache/groovy](#)
- [groovy-community.slack.com](#)
- [Apache.org](#)



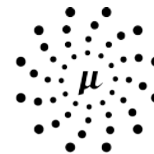
Q&A



OBJECT COMPUTING

HOME TO MICRONAUT™





OBJECT COMPUTING

HOME TO MICRONAUT™

MICRONAUT® COMMUNITY RESOURCES

- [@micronautfw](#)
- [gitter.im/micronautfw](#)
- [micronaut.io/launch](#)
- [docs.micronaut.io](#)
- [micronaut.io/learn](#)
- [guides.micronaut.io](#)
- [micronaut.io/blog](#)
- [micronaut.io/faq](#)
- [micronaut.io/foundation](#)
- [github.com/micronaut-projects/micronaut-core](#)
- [objectcomputing.com/products/micronaut/solutions](#)
- [objectcomputing.com/products/micronaut](#)
- [objectcomputing.com/resources/events](#)

THANK YOU! LET'S STAY CONNECTED



info@micronaut.io



2GM@objectcomputing.com



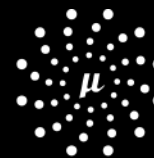
@micronautfw



@grailsframework



@ApacheGroovy



OBJECT COMPUTING

HOME TO MICRONAUT™

